

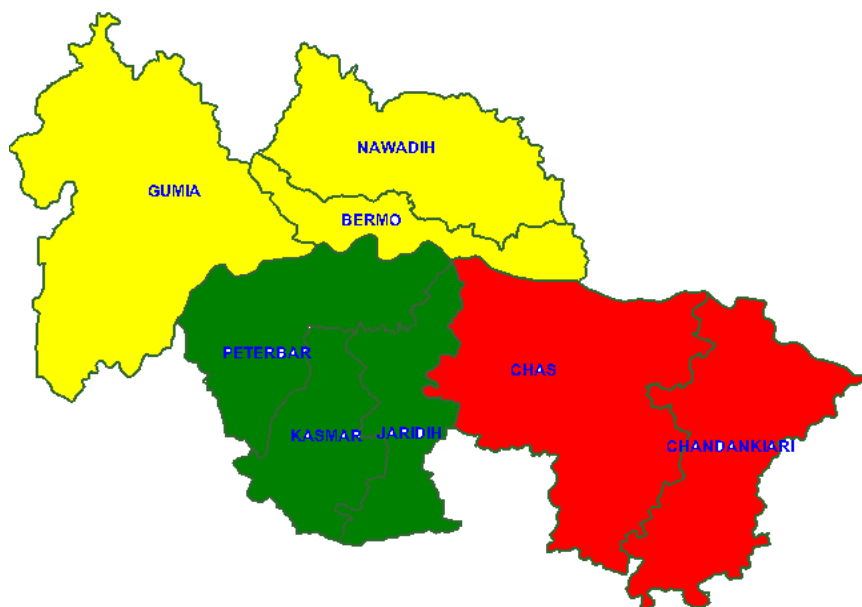
ACTION PLAN PROFORMA FOR THE KVKs.

(2026-27)

1. GENERAL INFORMATION ABOUT THE KVK

Krishi Vigyan Kendra, Bokaro, was established in 2004 and is located on National Highway No. 23, approximately 35 kilometers from the district headquarters of Bokaro, Jharkhand. The district consists of two subdivisions (Bermo and Chas), nine blocks, 200 panchayats, and 733 villages. Bokaro district has a total population of 1,775,961 and spans a geographical area of 288,970 hectares. Of this area, 25,840 hectares are currently under cultivation, with a cropping intensity of 116%.

Since its inception, Krishi Vigyan Kendra, Bokaro, has played a vital role in agricultural development within the district. Key activities include organizing training programs for farmers, demonstrating advanced agricultural technologies, promoting sustainable farming practices, and facilitating the dissemination of scientific knowledge to rural communities. The Kendra has also contributed to increased crop productivity and the adoption of innovative techniques, thereby supporting the socio-economic development of the farming community.



1.1. Name and address of KVK with phone, fax and e-mail

Name and Address of KVK	Telephone		E mail	Website
	Office	FAX		
KrishiVigyan Kendra, Bokaro P.O.-Petarwar Pin- 829121	9431339380	-	bokarokvk@gmail.com	https://bokaro.kvk4.in/

1.2 .a. Name and address of host organization with phone, fax and e-mail

Address	Telephone		E mail	Website
	Office	FAX		
Birsa Agricultural University, Jharkhand, Kanke, Ranchi Pin-834006	(VC) 0651-2450500(O)	0651-2450850	vc@bauranchi.org vc_bau@rediffmail.com	https://www.bauranchi.org/
	(DEE) 0651-2450849 (O)	0651-2450525	deebauranchi@gmail.com	https://www.bauranchi.org/

1.2.b. Status of KVK website : Yes/No;Yes Date when the website last updated: 10.07.2025

1.2.c. No. of Visitors (Hits) to your KVK website (as on today) :

1.2.d Status of ICT lab at your KVK :





- a) No. of PC units : 02
 b) No. of Printers : 02
 c) Internet connection : Yes




1.3. Name of the Senior Scientist & Head with phone & mobile no.

Name	Telephone / Contact		
	Office	Mobile	Email
Dr. Ranajay Kumar Singh	9431339380	9431339380	bokarokvk@gmail.com

1.4. Year of sanction: 2004

1.5. Staff Position (as on 1st January, 2026)

Sl. No.	Sanctioned post	Name of the incumbent	Designation	Discipline	Pay Scale (Rs.)	Grade Pay	Present basic (Rs.)	Date of joining	Permanent /Temporary	Category (SC/ST/OB C/ Others)	Mobile No.	Email id	Please attach recent photograph
01	Sr. Scientist & Head	Vacant	Vacant	Vacant	Vacant	Vacant	Vacant	Vacant	Vacant	Vacant			
02	Scientist	Dr. Ranjay Kumar Singh	I/C Sr. Scientist & Head Scientist	Agriculture extension	117100	8000	117100		Permanent	Others	9431339380	bokarokvk@gmail.com	
03	Scientist	Dr. S.P. Kumar	Scientist	Horticulture	124200	8000	124200		Permanent	Others	9431784062	bokarokvk@gmail.com	
04	Scientist	Dr. Sushma Saroj Surin	Scientist	Agronomy	127900	8008	127900	24.07.2004	Permanent	ST	9534236511	sushmasarojsurin5@gmail.com	
05	Scientist	Dr. Sushma Lalita Baxla	Scientist	AH	124200	8008	124200	13.12.2005	Permanent	Others	9162501020		
06	Scientist	Vacant											

Sl. No.	Sanctioned post	Name of the incumbent	Designation	Discipline	Pay Scale (Rs.)	Grade Pay	Present basic (Rs.)	Date of joining	Permanent /Temporary	Category (SC/ST/OBC/ Others)	Mobile No.	Email id	Please attach recent photograph
07	Scientist	Vacant											
08	Programme Assistant	Dr. Rupa Rani	Programme Assistant	Horticulture	68000	4200	68000	16-03-05	Permanent	Others	8749906819	Rrupa_bau@rediffmail.com	
09	Farm Manager	Rashmi Kandulna	Farm Manager	-	70000	4200	70000	20.07.04	Permanent	ST	9431584603	Rashmi9576630906@gmail.com	
10	Computer Programmer	Vacant	Vacant	Vacant	Vacant	Vacant	Vacant	Vacant	Vacant	Vacant	Vacant	Vacant	
11	Assistant	Md. Zunaid Alam	Assistant	-	35400	4200	35400	04.02.2025	Permanent	OBC	9204444045	Zunaid4alam@gmail.com	
12	Stenographer	Vacant											
13	Driver (Jeep)	Vacant											
14	Driver (Tractor)	Vacant											
15	Supporting Staff	Vacant											
16	Supporting Staff	Vacant											

1.6. Total land with KVK (in ha) :

S. No.	Item	Area (ha)
1	Under Buildings	2.0
2.	Under Demonstration Units	6
3.	Under Crops	1
4.	Horticulture	0.4
5.	Pond	0.2
6.	Others if any	0.4
TOTAL		10

1.7. Infrastructural Development:
A) Buildings

S. No.	Name of building	Source of funding		Stage					
		ICAR	RKVY	Completion Year	Complete Plinth area (Sq.m)	Expenditure (Rs.)	Starting year	Incomplete Plinth area (Sq.m)	Status of construction
1.	Administrative Building	I.C.A.R.			500			500	Completed
2.	Farmers Hostel	I.C.A.R.			300			300	Completed
3.	Staff Quarters (6)	I.C.A.R.			400			400	Incomplete
4.	Piggery unit								
5	Fencing	District Administration							Completed
6	Rain Water harvesting structure	I.C.A.R.			120x120x10 ft pond			120x120x10 ft pond	Incomplete(Micro irrigation system is not installed)
7	Threshing floor	I.C.A.R.							Completed
8	Farm godown	I.C.A.R.							Completed
	Farm godown	District Administration							Completed
9	Preservation unit	I.C.A.R.							Completed
10	Dairy unit	I.C.A.R.							Completed
11	Poultry unit								
12	Goatry unit								
13	Mushroom Lab								
14	Mushroom production unit	District Administration							Completed
15	Shade house								
16	Soil test Lab	District Administration							Completed

B) Vehicles

Type of vehicle	Year of purchase	Source (ICAR/RKVY)	Cost (Rs.)	Total kms. run as on December, 2024	Present status
Jeep	2025	ICAR	431129.00	2180	Good Condition
Tractor	2006	ICAR	361200.00	4100.0hrs	Required to be replaced (Maintenance cost is very high)
Bike	2017	ICAR	50000		Running
Bike	2017	ICAR	50000		Running

C) Equipment's & AV aids

Name of equipment	Year of purchase	Cost (Rs.)	Present status	Source of fund
a. Lab equipment				
Refrigerator	2007	11990.00	Good	I.C.A.R.
Food processor	2007	4995.00	Good	I.C.A.R.
Commercial gas cylinder	2008	3000.00	Good	I.C.A.R.
Weighing machine	2008	7540.00	Good	I.C.A.R.
Weighing machine	2010	12740.00	Good	I.C.A.R.
Weighing machine	2010	7260.00	Good	I.C.A.R.
Aqua soft dispenser	2012	20000.00	Good	I.C.A.R.
Crown corking machine	2013	19700.00	Good	I.C.A.R.
Tomato Pulpar	2013	29800.00	Good	I.C.A.R.
Screw type Juice Extractor	2013	22000.00	Good	I.C.A.R.
Refractometer	2013	43000.00	Good	I.C.A.R.
b. Farm machinery				
c. AV Aids				

Name of equipment	Year of purchase	Cost (Rs.)	Present status	Source of fund
Computer	2006	45000.00	Good	I.C.A.R.
UPS	2006	7000.00	Good	I.C.A.R.
Laser Printer	2006	8000.00	Good	I.C.A.R.
Fax Machine	2006	8000.00	Not installed	I.C.A.R.
Xerox	2007	72000.00	Not functioning	I.C.A.R.
2 KVA Stabilizer	2007	4850.00	Good	I.C.A.R.
Stabilizer 500 VA Manual Auto-cut	2007	1750.00	Good	I.C.A.R.
Camera	2005	12650.00	Good	
Camera	2007	14512.50	Not functioning properly	I.C.A.R.
LCD Projector	2007	51989.00	Good	I.C.A.R.
HAKIM Audio Visual Trolley	2007	8534.00	Good	I.C.A.R.
Projector Screen 8'x6'	2007	7550.00	Good	I.C.A.R.
15Mtrs special imported moulded VGA cable	2007	7500.00	Good	I.C.A.R.
Laser pointer torch with duel effect	2007	2200.00	Good	I.C.A.R.
AHUJA Medium Power Amplified -120 Watt	2013	8847.36	Good	I.C.A.R.
AHUJA 2 way compact PA wall Speaker	2013	8694.72	Good	I.C.A.R.
AHUJA Reflex Horn-WFA-21" Bell Dia	2013	986.84	Good	I.C.A.R.
AHUJA Driver unit –Model-AU40XT	2013	1408.77	Good	I.C.A.R.
AHUJA PA Microphone- Model AUD 101XLR	2013	1693.85	Good	I.C.A.R.

Farm implements

Name of equipment	Year of purchase	Cost (Rs.)	Present status	Source of fund
Seed drill cum fertilizer drill	2005	775.00	Good	I.C.A.R.
Birsa Ridger plough	2005	485.00	Good	I.C.A.R.
Japanese paddy weeder	2005	525.00	Good	I.C.A.R.
Drylandweeder	2005	300.00	Good	I.C.A.R.
Birsa potato digger	2005	625.00	Good	I.C.A.R.
Paddy transplanted	2006	-	Good	
Cultivator 9 tine	2006	14200.00	Good	I.C.A.R.
Land leveler	2006	8080.00	Good	I.C.A.R.
Offset disk	2006	28020.00	Good	I.C.A.R.
Trailer 4 wheel with tyre tube	2006	76500.00	Good	I.C.A.R.
Disc plough 2 furrow	2007	26995.00	Good	I.C.A.R.
Grass cutter	2007	38500	Good	I.C.A.R.
M.B. Plough	2007	26993.00	Good	I.C.A.R.
Rottary tiller	2007	88585.00	Good	I.C.A.R.

Power sprayer	2007	48500.00	Good	I.C.A.R.
Cage wheel nut bolt type	2007	5250.00	Good	I.C.A.R.
Zero till fertilizer drill	2010	-	Good	I.C.A.R.
Power Tiller	2011		Good	I.C.A.R.
Field king laser Guided Land Leveler Machine	2012		Good	I.C.A.R.

1.8. A). Details of SAC meetings to be conducted in the year

Sl.No.	Date
1. Scientific Advisory Committee	

Suggestions of SAC meeting

2. DETAILS OF MICRO-FARMING SITUATIONS OF THE DISTRICT

2.1 Micro-farming situations

a) Characteristics

S.No.	Agro-Ecological situations (AES)	Existing Farming System (Crop+livestock+others)	Major soil types
1	AES 1 (Rainfed undulated plateau area having sandy-loam soil)	Rice based farming system Rice + Maize + Vegetable + Small Animal	Sandy loam
2	AES 2 (Rainfed upper plateau partial forest area having gravelly soil area.)	Rice based farming system Rice + Maize + Redgram + Small Animal	Sandy loam
3	AES 3 Degraded forest and mining area.)	Rice based farming system Rice + Maize + Ragi + Redgram + Small Animal	Sandy loam

b) Land Characteristics

S.No	Agro-Ecological Situation (AES)	Topography	Drainage
1.	AES-1 (Name)	Upland undulated	Moderately drained
2.	AES-2 (Name)	Upper plateau	Well drained
3.	AES-3 (Name)	Mining area	Poorly drained

c) AES-wise major problems

S.No	Agro-Ecological Situation (AES)	Major problems	Rank
1.	AES-1 (Rainfed undulated plateau area having sandy-loam soil)	1. Erratic rainfall	I
		2. Low-yielding crop varieties	III
		3. Traditional agronomic practices	VI
		4. Imbalanced use of chemical fertilizers	V
		5. Poor irrigation infrastructure	II
		6. Inadequate insect and pest management	IV
		7. Poor market infrastructure	IX
		8. Indigenous livestock breeds	XIV
		9. Inadequate availability of fodder	XII
		10. Poor access to financial institutions	VIII
		11. Small landholdings	X
		12. Non-adoption of crop rotation and intercropping	XIII
		13. Inadequate use of micronutrients	VII
		14. Poor feeding, breeding, and housing management of livestock	XI
2.	AES-2 (Rain-fed upper plateau partial forest area having gravelly soil area)	1. Erratic rainfall	I
		2. Low-yielding crop varieties	II
		3. Traditional agronomic practices	III
		4. Imbalanced use of chemical fertilizers	VI
		5. Poor irrigation infrastructure	IV
		6. Inadequate insect and pest management	V
		7. Poor market infrastructure	IX
		8. Indigenous livestock breeds	XII
		9. Inadequate availability of fodder	XIV

S.No	Agro-Ecological Situation (AES)	Major problems	Rank
		10. Poor access to financial institutions 11. Small landholdings 12. Non-adoption of crop rotation and intercropping 13. Inadequate use of micronutrients 14. Poor feeding, breeding, and housing management of livestock	XIII X XI VII VIII
3.	AES-3 (Degraded forest and mining area)	1. Erratic rainfall 2. Low-yielding crop varieties 3. Traditional agronomic practices 4. Imbalanced use of chemical fertilizers 5. Poor irrigation infrastructure 6. Inadequate insect and pest management 7. Poor market infrastructure 8. Indigenous livestock breeds 9. Inadequate availability of fodder 10. Poor access to financial institutions 11. Small landholdings 12. Non-adoption of crop rotation and intercropping 13. Inadequate use of micronutrients 14. Poor feeding, breeding, and housing management of livestock	I III VI IV II XII V XIV VIII XIII X XI VII IX

2.2. Area, Production and Productivity of major crops cultivated in the district (2025)

S. No	Crop	Area (000 ha)	Production (MT.)	Productivity (Qt./ha)	Yield gap (q/ha) with respect to demo of last year	Yield gap (q/ha) with respect to potential yield
1	Paddy	29.341	880.30	22.00	7	12
2	Jowar	0.057	0.1995	08.00	3	6
3	Bajra	0.008	0.0072	09.00	2	5
4	Ragi	0.144	0.1584	11.00	6	8
5	Maize	7.706	107.90	14.00	8	13
6	Tur (Red Gram)	6.575	9.205	12.00	3	6
7	Wheat	5.329	12.7896	24.00	6	13
8	Gram	9.228	14.765	16.00	4	4
9	Lentil	0.831	1.1634	14.00	3	4
10	Rapeseed & Mustard	10.831	6.6069	8.69	4	6
11	Linseed	0.055	0.033	4.62	3	7
12	Mung (Green Gram)	0.791	1.0283	13.00	4	6
13	Maize (Summer)	0.042	0.147	28.00	8	9

Source: District agriculture department.

2.3. Weather data (2024-25)

Year	Month	Rainfall (mm)	Temperature °C		Relative Humidity (%)	
			Maximum	Minimum	Maximum	Minimum
2024	January	0.00	22	7	80	45
	February	0.00	26	10	78	40
	March	22.4	32	15	75	35
	April	22.6	36	20	70	30
	May	22.0	38	24	68	28
	June	49.4	35	25	85	55
	July	122.1	32	24	90	65
	August	209.8	31	24	92	70
	September	223.8	32	23	90	68
	October	167.6	30	18	80	50
	November	0.00	27	12	75	38
	December	33.8	23	8	82	42
TOTAL		867.8				
2025	January	0.00	21	7	81	44
	February	13.9	25	9	77	41
	March	34.7	31	14	76	36
	April	0.0	35	20	71	32
	May	52.0	37	23	69	29
	June	36.5	34	25	86	57
	July	168.1	33	25	91	66
	August	451.9	31	24	93	72
	September	249.0	33	23	91	70
	October	78.8	29	17	81	52
	November	0.00	26	11	76	39
	December	0.00	22	8	83	43
TOTAL		1069				

2.4 Production and productivity of livestock, Poultry, Fisheries etc. in the district (2024)

Category	Population	Production	Productivity	Productivity gap (%)
Cattle				
Buffalo	78806	236418 kg	3 kg/days	60
Sheep	43366	1040784 kg Body weight	24kg mature body weight	40
Goats	224396	13463761 kg body weight	6kg mature body weight	55
Cattle				
Crossbred	24176	169232 kg/day	7 kg/days	40
Indigenous	458804	688206 kg/day	1.5 kg/days	45
Pigs	224326	5608150 kg body weight	25 kg mature body weight	45
Poultry				
Hens				
Desi	177167	177817 kg body weight	1 kg mature body weight	40
Category		Production (q)		Productivity
Fish (Reservoir)	10750 ha	11276820 q	60q/ha	42

*Statistical report

2.5 Details of Operational area / Villages

Taluka	Name of the block	Name of the village	Major crops & enterprises	Existing yield (q/ha, number/year)	Major problem identified	Identified Thrust Areas
Bermo	Petarwar	Ambadih, Chargi, Jaruatn, Bundu, Lukaiya, Koh, Jaradih, Itke, Chanpi, Angwali, Kojram, Rukam etc.	Paddy Maize Groundnut Potato Sweet potato Onion Mustard Poultry Goatry	25 17 09 125 90 180 6 1.5 kg body weight 7 kg mature body wt	1. Low productivity of cereals & pulses 2. Low profitability of vegetable cultivation 3. Low productivity of poultry & goatry	1. Introduction of improved varieties of cereals, pulses, and oilseeds. 2. Introduction of improved agronomical management practices.
Bermo	Kasmar	Durgapur, Raghunathpur, Madhukarpur, Mayapur, Kurko, Chandipur, Baraikala, Ranitanr, Manjura, Rangamati, Hisim, Kedla.	Paddy Maize Wheat Arhar Gram Niger Mustard Groundnut Potato Sweet potato Poultry Goatry	22 14 10 05 08 4.1 5.6 12.6 110 98.5 1.0 kg body weight 5 kg body weight	1. Low productivity of cereals & pulses 2. Low profitability of vegetable crops 3. Low productivity of poultry & goatry 4. Low productivity of oilseed crops	3. Judicious use of chemical fertilizers, insecticides, and weedicides. 4. Popularization of organic and natural farming technologies. 5. Introduction of improved breeds of animals like goats, pigs, and poultry.
Bermo	Gomia	Saram, Dhedhe, Tulbul, Mahuatn, Lalpaniya, Kander	Paddy Maize Wheat Arhar Gram Niger Mustard Groundnut Potato Sweet potato Poultry Goatry	20 18 15 07 06 3.6 5.5 12.5 120 109 1.5 kg body weight 6 kg body weight	1. Low productivity of cereals & pulses 2. Low profitability of vegetable crops 3. Low productivity of poultry & goatry 4. Low productivity of oilseed crops	6. Proper feeding and management practices of animals. 7. Popularization of water management technologies.
Bermo	Bermo	Jaridih, Govindpur	Paddy Maize Wheat Arhar Gram	22 10 15 08 05	1. Low productivity of cereals & pulses 2. Low profitability of vegetable crops 3. Low productivity of poultry	

Taluka	Name of the block	Name of the village	Major crops & enterprises	Existing yield (q/ha, number/year)	Major problem identified	Identified Thrust Areas
			Niger Mustard Groundnut Potato Sweet potato Poultry Goatry	2.5 7.0 12 120 100 1.5 kg body weight 5 kg body weight	& goatry 4. Low productivity of oilseed crops	
Bermo	Chandra pura	Taranari, Narra, Telo, Jarua, Kurumba, Paranga	Paddy Maize Wheat Arhar Gram Niger Mustard Groundnut Potato Sweet potato Poultry Goatry	22 17 11 07 06 1.5 7 13 126 104 1.5 kg body weight 6 kg body weight	1. Low productivity of cereals & pulses 2. Low profitability of vegetable crops 3. Low productivity of poultry & goatry 4. Low productivity of oilseed crops	
Bermo	Nawadih	Alargo, Bhalmara, Chapri, Narayanpur, Penk, Kothi	Paddy Maize Wheat Arhar Gram Niger Mustard Groundnut Potato Sweet potato Poultry Goatry	22 10 15 08 05 2.5 7.0 12 120 100 1.5 kg body weight 5 kg body weight	1. Low productivity of cereals & pulses 2. Low profitability of vegetable crops 3. Low productivity of poultry & goatry 4. Low productivity of oilseed crops	
Chas	Chas	Dharpura, Pokhanna, Jhopro, Ulgoda, Pindrajora, KasiJharia,	Paddy Maize Wheat Arhar Gram Niger Mustard Groundnut Potato Sweet potato Poultry Goatry	20 17 13 08 03 3.6 4.6 11 120 110 1.5 kg body weight 6 kg body weight	1. Low productivity of cereals & pulses 2. Low profitability of vegetable crops 3. Low productivity of poultry & goatry 4. Low productivity of oilseed crops	
Chas	Chandan kiyari	Chandankiyari, Bangsari, Lanka, Machatanr, Siyaljori, Bermo	Paddy Maize Wheat Arhar Gram Niger Mustard Groundnut Potato Sweet potato Poultry Goatry	23 14 10 07 06 2.5 7.0 12 125 100 1.5 kg body weight 5 kg body weight	1. Low productivity of cereals & pulses 2. Low profitability of vegetable crops 3. Low productivity of poultry & goatry 4. Low productivity of oilseed crops	
	Jaridih	Tilaiya, Bhaski, Beldih, Araju, Gangjori, Pichri	Paddy Maize Wheat Arhar Gram Niger Mustard	21 14 16 10 06 3.60 7.4	1. Low productivity of cereals & pulses 2. Low profitability of vegetable crops 3. Low productivity of poultry & goatry 4. Low productivity of oilseed	

Taluka	Name of the block	Name of the village	Major crops & enterprises	Existing yield (q/ha, number/year)	Major problem identified	Identified Thrust Areas
			Groundnut Potato Sweet potato Poultry Goatry	13 140 102 1.6 kg body weight 5 kg body weight	crops	

2.6 Top five major priority thrust areas:

S. No	Thrust area
1.	Introduction of improved varieties of cereals, pulses, and oilseeds.
2.	Introduction of improved agronomical management practices.
3.	Judicious use of chemical fertilizers, insecticides, and weedicides.
4.	Popularization of organic and natural farming technologies
5.	Introduction of improved breeds of animals like goats, pigs, and poultry.
6.	Proper feeding and management practices of animals.
7.	Popularization of water management technologies.

3. TECHNICAL PROGRAMME

3 A. Details of targeted mandatory activities by KVK

OFT (1)		FLD (2)		
Number of OFTs	Number of Farmers	Area (ha)	No of enterprises	Number of Farmers
7	70	6 (ha) 24 (Goat) 24 (Pig)	3	56

Training (3)		Extension Activities (4)	
Number of Courses	Number of Participants	Number of activities	Number of participants
38	1680	12	3850

Seed Production (Qtl.) (5)	Planting material (Nos.) (6)	Fish seed prod. (Nos) (7)	Soil Samples (8)
140	160000	0	5000

3 B. Abstract of interventions to be undertaken

S. No	Thrust area	Crop/ Enterprise	Identified Problem	Interventions					
				Title of OFT if any	Title of FLD if any	Title of Training if any	Title of training for extension personnel if any	Extension activities	Supply of seeds, planting materials etc.
01	Integrated Weed Management (IWM) in Rice	Rice	Low yield of rice	Assessment of Integrated Weed Management Practices in Rice.	Demonstration of improved varieties (Birsu Maruwa-3) in farmers management condition.	Package practice of Millet crops	-	Field day	Seed
02	Cropping System / Pest Management	Chickpea + Mustard/Li nseed	Low productivity of chickpea	Assessment of Chickpea-Based Intercropping Systems for Management of Pod Borer.	Demonstration of protein rich maize varieties	Package practice of maize crop	-	Field day	Seed
03	Disease Management	Potato	Low yield	Management of late blight disease in Potato.	Demonstration of low water requirement wheat varieties	Irrigation management in Rabi crop	-	Field day	Seed
04	Disease	Tomato	Low yield	Management of	Demonstration of	Package	-	Field day	Seed

S. No	Thrust area	Crop/ Enterprise	Identified Problem	Interventions					
				Title of OFT if any	Title of FLD if any	Title of Training if any	Title of training for extension personnel if any	Extension activities	Supply of seeds, planting materials etc.
	Management			Leaf curl disease in Tomato	improved varieties of vegetable	practices of off season vegetable cultivation			
05	Livestock Production and Management	Goat	Low body weight and poor health condition	Assessment of Concentrate feed on Body weight of Black Bengal Goat in Bokaro district.	Demonstration of improved breed Jharsim Poultry.	Feeding breeding and Management of poultry	-	Field day	Poultry chicks
06	Livestock Production and Management	Pig	Low body weight, Morbidity, Poor health condition,	Management of skin disease in Pig by Herbal Mixture.	Demonstration of drought resistant rice variety (IR64-drt1, and CR Dhan 320)	Management of drought spell through drought resistant rice variety		Field day	Seed
07	HRD	Mustard	Potential yield could not be achieved during the demonstration	Study the yield gap analysis of mustard crops under tribal adopted village under Frontline Demonstration	-	-	-	-	-

3.1 Technologies to be assessed

A.1 Abstract on the number of technologies to be assessed in respect of crops

Thematic areas	Cereals	Oilseeds	Pulses	Commercial Crops	Vegetables	Fruits	Flower	Plantation crops	Tuber Crops	TOTAL
Varietal Evaluation	-	-	-	-	-	-	-	-	-	-
Seed / Plant production	-	-	-	-	-	-	-	-	-	-
Weed Management	1	-	-	-	-	-	-	-	-	1
Integrated Crop Management	-	-	-	-	-	-	-	-	-	-
Integrated Nutrient Management	-	-	-	-	-	-	-	-	-	-
Integrated Farming System	-	-	-	-	-	-	-	-	-	-
Mushroom cultivation	-	-	-	-	-	-	-	-	-	-
Drudgery reduction	-	-	-	-	-	-	-	-	-	-
Farm machineries	-	-	-	-	-	-	-	-	-	-
Value addition	-	-	-	-	-	-	-	-	-	-
Integrated Pest Management	1	-	-	-	-	-	-	-	-	1
Integrated Disease Management	-	-	-	-	2	-	-	-	-	2
Resource conservation technology	-	-	-	-	-	-	-	-	-	-
Small Scale income generating enterprises	-	-	-	-	-	-	-	-	-	-
TOTAL	2	-	-	-	2	-	-	-	-	4

A.2. Abstract on the number of technologies to be assessed in respect of livestock / enterprises

Thematic areas	Cattle	Poultry	Sheep	Goat	Piggery	Vermi culture	Fisheries	TOTAL
Evaluation of Breeds	-	-	-	-	-	-	-	-
Nutrition Management	-	-	-	1	-	-	-	1
Disease of Management	-	-	-	-	1	-	-	1
Value Addition	-	-	-	-	-	-	-	-
Production and Management	-	-	-	-	-	-	-	-
Feed and Fodder	-	-	-	-	-	-	-	-
Small Scale income generating enterprises	-	-	-	-	-	-	-	-
TOTAL	-	-	-	1	1	-	-	2

B. Details of all On Farm Trial in the given format

OFT No: 01 (Agronomy)

Crop area of the district is 31804 ha, District yield (20.0 q/ha) & State yield (28.41q/ha)

Crop	Rice
Season	Kharif
Main problem	Low yield of rice
Main cause	Severe weed infestation
Title of OFT	Assessment of Integrated Weed Management Practices in Rice.
Farming situation	Sandy loam to clay loam, Medium land, Rainfed with partial irrigation, Fallow / pulses
Thematic area	Integrated Weed Management (IWM) in Rice
Farmer practice	T1:- One hand weeding at 30 DAT
Technology option selected for assessment	T2:- Pretilachlor @ 0.75–1.0 kg a.i./ha (within 7 DAT) + One hand weeding at 20-25 DAT T3:- Pretilachlor @ 0.75–1.0 kg a.i./ha + Bispyribac sodium @ 25 g a.i./ha (15–20 DAT)
Source of technology	BAU Ranchi (2021–23), ICAR-DWR, Jabalpur (2019–22)
No of trial	10
Detail of critical input	Herbicide (Pretilachlor / Bispyribac sodium), Knapsack sprayer, Improved seed, Fertilizers
Cost of individual critical input	Pretilachlor: ₹800–1200/ha, Bispyribac sodium: ₹1200–1500/ha
Total cost of critical input	Rs. 5000/ha
Performance indicator to be recorded	(i) Technical indicator (Weed density (no./m ²), No of tillers, Effective tillers, grains per panicle, Yield (Q/ha) (ii) Economic indicator (Cost of cultivation, Gross return, Net return, B:C ratio) (iii) Farmer perception

OFT No: 02 (Agronomy)**Crop area of district in 9842 ha, District yield (16.0 q/ha) State yield (12.03q/ha)**

Crop	Chickpea + Mustard/Linseed
Season	Rabi
Main problem	Low productivity of chickpea
Main cause	High incidence of pod borer due to sole cropping
Title of OFT	Assessment of Chickpea-Based Intercropping Systems for Management of Pod Borer.
Farming situation	Soil type: Sandy loam to loam, Land type: Upland / medium land, Irrigation: Mostly rainfed, Season: Rabi, Previous crop: Rice
Thematic area	Cropping System / Pest Management
Farmer practice	T1:- Sole chickpea
Technology option selected for assessment	T2:- Chickpea : Mustard (Ratio 4:1) T3:- Chickpea : Linseed (Ratio 6:1)
Source of technology	Birsa Agricultural University, Ranchi (2021–23)
No of trial	10 (Total area for field crops 1.0 ha and for vegetable 0.4 ha)
Detail of critical input	Chickpea seed (improved variety), Mustard/Linseed seed
Cost of individual critical input	Seed: ₹3000–4000/ha, Intercrop seed: ₹800–1200
Total cost of critical input	Rs.5000 /ha
Performance indicator to be recorded	Technical indicator – Pod borer incidence: No. of larvae/10 plants or % pod damage, Chickpea Grain Yield (Q/ha), Intercrop Yield (Mustard/Linseed), Chickpea equivalent Yield (CEY) Economic indicator – Cost of cultivation, Gross return, Net return, B:C ratio Farmer perception

OFT No: 03 (Horticulture)**Crop area of the district is 1757ha, District yield (277q/ha) State yield (150q/ha)**

Crop	Potato
Season	Rabi
Main problem	Low yield
Main cause	Low temperature and high humidity
Title of OFT	Management of late blight disease in Potato.
Farming situation	Irrigated medium land
Thematic area	Disease Management
Farmer practice	Variety- Kufri Lalima (Sowing seed without seed treatment) no any chemical preventive and curatives control measure taken by farmers.
Technology option selected for assessment	TO-1 Kufri Lalima +Tuber treatment with Mancozeb 75% WP@2g/L of water + Spray of Mancozeb 75% WP 2g/L of water after 45-60DAS TO-2 : Kufri Lalima + Tuber treatment with Mancozeb 75% WP@2g/L of water + 2 spray of Ridomil MZ 68WS @ 2g/L of water 1st spray after 45-50 DAS and 2nd spray after 75-80 DAS.
Source of technology	BAU, Ranchi
No of trial	10
Detail of critical input	Fungicides
Cost of individual critical input	Rs. 500.00
Total cost of critical input	Rs. 5000.00
Performance indicator to be recorded	(i)Technical indicator – <ul style="list-style-type: none"> • Date of Sowing, • Infestation (%), • Yield (q/ha), • Additional Yield, • % yield (ii) Economic indicator – <ul style="list-style-type: none"> • Gross Income (Rs/ha), • Net Income (Rs/ha) • B:C ratio

OFT No: 4 (Horticulture)**Crop area of the district is 485 ha, District yield 168.6(q/ha) State yield 123 (q/ha)**

Crop	Tomato
Season	Kharif
Main problem	Low yield
Main cause	Low temperature and high humidity
Title of OFT	Management of Leaf curl disease in Tomato
Farming situation	Upland & rainfed
Thematic area	Disease Management
Farmer practice	FP : Sowing seed without seed treatment + Dusting of Ash/undescribed insecticide.
Technology option selected for assessment	TO 1 : Application of Imidachloprid at nursery bed @ 3 ml/sq. meter 8 to10 days before sowing + Spraying Imidachloprid @ 1 ml/ litre of water twice at 10 – 15 days intervals. TO 2 : Seedlings dipping for 1 hour in Imidachloprid solution @ 5 ml/L of water and spay Imidachloprid @ 1 ml/L of water at 15 days intervals twice after 20 – 25 days of planting.
Source of technology	BAU, Ranchi
No of trial	10
Detail of critical input	Insecticide
Cost of individual critical input	Rs. 500.00
Total cost of critical input	Rs. 5000.00
Performance indicator to be recorded	(i) Technical indicator – <ul style="list-style-type: none"> • Date of sowing, • Infestation percent, • yield q/ha, • Additional yield q/ha, • % increase in yield, (ii) Economic indicator – <ul style="list-style-type: none"> • Gross return, • Net Return • B: C Ratio.

OFT No: 05 (A.H.)

**No. of Goat in district 3,45,816, District yield (kg/goat after 6 month -7.5 to 9kg,
State yield -7 to 10kg after 6 month**

Enterprise	Goat
Main Problem	Low body weight and poor health condition
Main Cause	Improper feed management
Title of OFT	Assessment of Concentrate feed on Body weight of Black Bengal Goat in Bokaro district.
Farming situation	Rainfed, Black Bengal
Thematic Area	Livestock Production and Management
Farmers Practice	FP : Grazing + Locally available green fodders
Technology Options Selected for Assessment	<p>TO 1 : FP + Concentrate feed @ 50g/goat for 3 months (2 months kids) and 80g/goat for 2 months</p> <p>TO 2 : FP + Concentrate feed @ 60g/goat for 3 months (2 months kids) and 100g/goat for 2 months</p> <p>NOTE : Concentrate Feed ingredients (Crushed maize– 40% + Paddy husk- 20% + Pulses husk – 25% + Mustard cake – 10% + Mineral Mix.- 3 % and Salt – 2 %)</p>
Source of Technology	Ranchi Veterinary College, BAU, Ranchi (Year 2009-10)
No. Of Trial (No.)	8
Details of Critical Input	Mineral Mix.
Cost of Individual Critical Input (Rs.)	Rs. 290/- for 1 kg
Total cost of critical input (Rs.)	10000.00
Performance Indicators to be Recorded	<p>(I) Technical indicator -</p> <p>(a) Body weight gain</p> <p>(b) Body condition score (1 to 5)</p> <p>(II) Economic indicator –</p> <p>(a) Cost of rearing,</p> <p>(b) Gross cost,</p> <p>(c) Net return</p> <p>(d) B:C Ratio.</p> <p>(iii) Farmer Feedback -</p>

OFT No: 06 (A.H.)

**No. of Pig in district 16696, District yield (kg/pig after 6 month : 30- 45 kg,
State yield – 30-40 kg after 6 month**

Enterprise	Pig
Season	Throughout the year
Main Problem	Low body weight, Morbidity, Poor health condition,
Main Cause	Poor health management
Title of OFT	Management of skin disease in Pig by Herbal Mixture.
Farming situation	Rainfed, Cross breed
Thematic Area	Livestock Production and Management
Farmers Practice	FP : Haldi + Mustard oil (Paste)
Technology Options Selected for Assessment	TO 1 : Application of paste (Camphor -10g+ Sulphur – 10g+ Karanj oil- 100 ml) twice a day continue 5 to 6 days. TO 2 : Application of paste (Camphor -10g+ Sulphur – 10g+ Karanj oil- 50 ml+ Neem oil – 50ml) twice a day continue 5 to 6 days.
Source of Technology	Ranchi Veterinary College, BAU, Ranchi (Year 2012-13)
No. Of Trials (No.)	8
Details of Critical Input	Camphor, Sulphur, Karanj oil, Neem oil
Cost of Individual Critical Input (Rs.)	200.00
Total cost of critical input (Rs.)	1600.00
Performance Indicators to be Recorded	<p>(I) Technical indicator-</p> <p>(a) Body weight gain, (b) Body condition score (BCS- 1 to 5)</p> <p>(ii) Economic indicator -</p> <p>(a) Cost of rearing, (b) Gross cost, (c) Net return, (d) B:C Ratio.</p> <p>(iii) Farmer Feedback-</p>

OFT No: 7**Crop area of district 13975 (ha), District yield 6.8 (q/ha), State Yield 8.01 (q/ha)**

Crop	Mustard
Season	Rabi
Main problem	Potential yield could not be achieved during the demonstration
Main cause	Micro-farming situation and socio-economic differences among the farmers.
Title of OFT	Study the yield gap analysis of mustard crops under tribal adopted village under Frontline Demonstration
Farming situation	Irrigated, Medium land, Sandy loam soil and Previous crop- Rice
Thematic area	HRD
Technology option selected for assessment	<ol style="list-style-type: none">1. Study will be conducted in adopted tribal village where mustard demonstration had been conducted from 2024-25 in 40 ha area covering 100 farmers.2. The yield and economic performance of frontline demonstration data will be collected from secondary source which is already compiled in report in the year 2025-26 respectively. The collected data will be processed tabulated, classified and analyzed in term of mean percent score and ranks in the light of objective of the study. The extension gap, technology gap and technology index will be calculated using formula.
Source of technology	Dryland Farming Research Station Arjia, Maharana Pratap University of Agriculture and Technology, Udaipur, (Rajasthan), India-311001 Year 2014-15
Total cost of critical input	Rs. 5000.00

3.2 Frontline Demonstrations
A. Details of FLDs to be organized -

Sl. No.	Crop	Thematic area	Technology for demonstration	Critical inputs	Season and year	Area (ha)	No. of farmers/ demon	Parameters identified (Yield related attributes, yield economics and farmers' perception)
1	Finger Millet	ICM	Variety Birsa Madua 3+Time of nursery bed raising Mid June + Seed rate @8kg/ha + Seed treatment carbendazim 50% WP @ 2gm/kg of seed + Spacing (30 cm X10 cm)+ Transplanting 30 DAS + Fertilizer management@40:30:20 kg (NPK)/ha + Weed control at 20-25 DAT by Spraying of 2-4-D sodium salt @625 g/ha as post-emergent spray & Manual weeding at 35-40 DAT	Seed	Kharif 2026	10	30	Technical indicator- 1. No. of Plant/m ² 2. Plant height (cm) 3. Yield (q/ha) Economic indicator – 1. Gross Income 2. Net Income 3. B:C ratio Farmer Feedback
2	Maize	Crop production	Variety BAUMH 03/ BAUMH 05+Seed rate @20 kg/ha + Seed treatment carbendazim 50% WP @ 2gm/kg of seed + Spacing (70X 20 cm) + Fertilizer management@150:60:40 kg (NPK)/ha + Weed control by Spraying of Atrazin 80% dust @1.5 kg/ha at 1-2 DAS	Seed	Kharif 2026	02	10	Technical indicator- 1. No. of Plant/m ² 2. Plant height (cm) 3. Yield (q/ha) Economic indicator – 1. Gross Income, 2. Net Income, 3. B:C ratio Farmer Feedback
3	Wheat	Crop production	Variety Birsa Gehun 3/ K 1006+ Seed rate @100 kg/ha + Seed treatment carbendazim 50% WP @ 2gm/kg of seed + Spacing (20cm- Row-Row) + Fertilizer management@150:60:40 kg (NPK)/ha + Weed control by Spraying of Sulfosulfuron 75% WG@25g/ha + 2,4 D @500g/ha at 30-35 DAS	Seed	Rabi 2026	02	10	Technical indicator- 1. No. of Plant/m ² 2. Plant height (cm) 3. Yield (q/ha) Economic indicator – 1. Gross Income, 2. Net Income, 3. B:C ratio Farmer Feedback
4	Vegetable	Varietal demonstration	Hybrid variety of tomato, brinjal, capsicum,Cucurbits, etc with Neem based bio-pesticide	Seed	Rabi 2026	100	200	Technical indicator- 1. No. of Plant/m ² 2. Plant height (cm) 3. Yield (q/ha) Economic indicator – 1. Gross Income, 2. Net Income, 3. B:C ratio Farmer Feedback
5	Rice	Variety	Drought resistant variety IR64-drt1and CR Dhan 320	Seed	Kharif 2026	25	50	Technical indicator- 1. No. of Drought spell 2. Duration of Drought Spell 3. Yield Economic indicator – 1. Gross Income 2. Net Income 3. BC Ratio Farmer Feedback
Total						139	300	

Sponsored Demonstration

Crop	Area (ha)	No. of farmers

B. Extension and Training activities under FLDs

S. No.	Activity	No. of activities	Month	Number of participants
1	Field day	12		550
2	Kisan Mela	01		580
3	Kisan Ghosthi	14		560
4	Exhibition	01		120
5	Ex-trainees sammelan	02		100
6	Special day celebration	05		680
7	Animal health camp	02		160
8	Soil test camp	02		240
9	Soil health camp	02		180
10	SHG conveners meeting	01		80
11	Farmer Scientist interaction	04		120
12	Scientist visit to farmers field	48		480

C. Details of FLD on Enterprises

(i) Farm Implements

Name of the implement	Crop	Season and year	No. of farmers	Area (ha)	Critical inputs	Performance parameters / indicators

(ii) Livestock Enterprises

Enterprise	Breed	No. of farmers	No. of animals, poultry birds/ha. etc.	Critical inputs	Performance parameters / indicators
Poultry	Jharsim	50	20 Unit	Cicks	Technical indicator- <ol style="list-style-type: none"> 1. Body weight gain (Kg), 2. Egg Production (No.) Economic indicator (Rs.) – <ol style="list-style-type: none"> 1. Cost of rearing, 2. Gross cost, 3. Net return, 4. B:C Ratio. Farmer Feedback-

Details of all FLD in the given format

FLD No: 01 Finger Millet

Crop area of district – (259 ha), District yield - (22.0q/ha), State yield –(11.08q/ha)

Title of FLD	Demonstration of improved varieties (Birsa Maruwa-3) in farmers management condition.		
Season & Year	Kharif 2026-27		
Main Problem	Low yield		
Main cause of problem	Local Variety and poor agronomical practices		
Full detail of farmer's Practice	Local Variety Seed rate 12 kg, no spacing, 20:10:0 kg NPK / ha		
Full detail of technology to be demonstrated	Variety Birsa Madua 3+Time of nursery bed raising Mid June + Seed rate @8kg/ha + Seed treatment carbendazim 50% WP @ 2gm/kg of seed + Spacing (30 cm X10 cm)+ Transplanting 30 DAS + Fertilizer management@40:30:20 kg (NPK)/ha + Weed control at 20-25 DAT by Spraying of 2-4-D sodium salt @625 g/ha as post-emergent spray & Manual weeding at 35-40 DAT.		
Source of Technology with year	Birsa Agricultural University Ranchi		
Name of the Technology	Varietal		
Thematic area	ICM		
Name of villages			
Farming situation	Rainfed		
Area (ha)/Unit (No.)	10 ha	No of farmers	30
Performance indicator	<p>(I) Technical indicator-</p> <ul style="list-style-type: none"> ➤ No. of Plant/m² ➤ Plant height (cm) ➤ Yield (q/ha) <p>(II) Economic indicator –</p> <ul style="list-style-type: none"> ➤ Gross Income ➤ Net Income ➤ BC Ratio <p>(III) Farmer Feedback</p>		

FLD No: 02 Maize

Crop area of district – (8269 ha) , District yield - (37.0q/ha), State yield –(23.7q/ha)

Title of FLD	Demonstration of protein rich maize varieties.		
Season & Year	Kharif 2026-27		
Main Problem	Poor protein content in hybrid varieties.		
Main cause of problem	Non availability of seed.		
Full detail of farmer's Practice	Seed rate(30 kg/ha) Broadcast seeding N ₁₂₀ P ₆₀ K ₁₀		
Full detail of technology to be demonstrated	Variety BAUMH 03/ BAUMH 05+Seed rate @20 kg/ha + Seed treatment carbendazim 50% WP @ 2gm/kg of seed + Spacing (70X 20 cm) + Fertilizer management@150:60:40 kg (NPK)/ha + Weed control by Spraying of Atrazin 80% dust @1.5 kg/ha at 1-2 DAS		
Source of Technology with year	BAU, Ranchi		
Name of the Technology	Variety and Agronomical Practices		
Thematic area	Crop production		
Name of villages			
Farming situation	Soil sandy loam , Rainfed, medium land situation		
Area (ha)/Unit (No.)	02	No of farmers	10
Performance indicator	<p>(I) Technical indicator-</p> <ul style="list-style-type: none"> ➤ No. of Plant/m² ➤ Plant height (cm) ➤ Yield (q/ha) <p>(II) Economic indicator –</p> <ul style="list-style-type: none"> ➤ Gross Income ➤ Net Income ➤ BC Ratio <p>(III) Farmer Feedback</p>		

FLD No: 03 Wheat

**Crop area of district – (7231ha) , District yield - (24.0q/ha),
State yield –(21.69q/ha)**

Title of FLD	Demonstration of low water requirement wheat varieties		
Season & Year	Kharif 2026-27		
Main Problem	More water requirement (7 to 8 irrigation)		
Main cause of problem	Poor water holding capacity of soil, high water requirement varieties available in market.		
Full detail of farmer's Practice	Seed rate(120 kg/ha), no spacing maintain,		
Full detail of technology to be demonstrated	Variety Birsa Gehun 3/ K 1006+ Seed rate @100 kg/ha + Seed treatment carbendazim 50% WP @ 2gm/kg of seed + Spacing (20cm-Row-Row) + Fertilizer management@150:60:40 kg (NPK)/ha + Weed control by Spraying of Sulfosulfuron 75% WG@25g/ha + 2,4 D @500g/ha at 30-35 DAS		
Source of Technology with year	BAU, Ranchi		
Name of the Technology	Variety and Agronomical Practices		
Thematic area	Crop production		
Name of villages			
Farming situation	Soil sandy loam , Rainfed, medium land situation		
Area (ha)/Unit (No.)	02	No of farmers	10
Performance indicator	(I) Technical indicator- 1. No. of Plant/m ² 2. Plant height (cm) 3. Yield (q/ha) (II) Economic indicator – ➤ Gross Income ➤ Net Income ➤ BC Ratio (III) Farmer Feedback		

FLD No: 04

Crop area of the district is 31804 ha, District yield (20.0 q/ha) & State yield (28.41q/ha)

Title of FLD	Demonstration of drought resistant rice variety (IR64-drt1, and CR Dhan 320)		
Season & Year	Kharif		
Main Problem	Poor productivity due to drought spell (15-20 Days)		
Main cause of problem	Drought spell (15-20 Days)		
Full detail of farmer's Practice	Traditional and hybrid variety of rice not sustain during drought spell.		
Full detail of technology to be demonstrated	Drought resistant variety IR64-drt1 and CR Dhan 320		
Source of Technology with year	BAU, Ranchi		
Name of the Technology	Drought resistant variety IR64-drt1 and CR Dhan 320		
Thematic area	Variety		
Name of villages	Arjuwa		
Farming situation	Rainfed medium land		
Area (ha)/Unit (No.)	0.5 ha each farmers (Total 25ha)	No of farmers	50
Performance indicator	<p>(I) Technical indicator- 4. No. of Drought spell 5. Duration of Drought Spell 6. Yield</p> <p>(II) Economic indicator – 4. Gross Income 5. Net Income 6. BC Ratio</p> <p>III) Farmer Feedback</p>		

FLD No: 05

**No. of Poultry in district 1,25000, District yield (kg/Poultry after 6 month : 1.8 kg ,
State yield – 1.7 kg after 6 month**

Title of FLD	Demonstration of improved breed Jharsim Poultry.		
Season & Year	Throughout the year		
Main Problem	Non availability of improved breed		
Main cause of problem	Poor management practices.		
Full detail of farmer's Practice	Local breed (Desi) of Poultry		
Full detail of technology to be demonstrated	Improved breed Poultry with improved management practices.		
Source of Technology with year	Ranchi Veterinary College, BAU, Ranchi		
Name of the Technology	Jharsim breed of poultry		
Thematic area	Livestock Production and Management		
Name of villages	Arjuwa, Gomia, Kasmar of Bokaro district		
Farming situation	Rainfed, local breed.		
Area (ha)/Unit (No.)	20 unit /farmer	No of farmers	50
Performance indicator	<p>(I) Technical indicator-</p> <ul style="list-style-type: none"> ➤ Body weight gain (Kg), ➤ Egg Production (No.) <p>(II) Economic indicator (Rs.) –</p> <ul style="list-style-type: none"> ➤ Cost of rearing, ➤ Gross cost, ➤ Net return, ➤ B:C Ratio. <p>(III) Farmer Feedback-</p>		

FLD No: 06

**No. of Poultry in district 1,25000, District yield (kg/Poultry after 6 month : 1.8 kg ,
State yield – 1.7 kg after 6 month**

Title of FLD	Demonstration of improved breed Jharsim Poultry.		
Season & Year	Throughout the year		
Main Problem	Non availability of improved breed		
Main cause of problem	Poor management practices.		
Full detail of farmer's Practice	Local breed (Desi) of Poultry		
Full detail of technology to be demonstrated	Improved breed Poultry with improved management practices.		
Source of Technology with year	Ranchi Veterinary College, BAU, Ranchi		
Name of the Technology	Jharsim breed of poultry		
Thematic area	Livestock Production and Management		
Name of villages	Arjuwa, Gomia, Kasmar of Bokaro district		
Farming situation	Rainfed, local breed.		
Area (ha)/Unit (No.)	20 unit /farmer	No of farmers	50
Performance indicator	<p>(I) Technical indicator-</p> <ul style="list-style-type: none"> ➤ Body weight gain (Kg), ➤ Egg Production (No.) <p>(II) Economic indicator (Rs.) –</p> <ul style="list-style-type: none"> ➤ Cost of rearing, ➤ Gross cost, ➤ Net return, ➤ B:C Ratio. <p>(III) Farmer Feedback-</p>		

3.3 Training (Including the sponsored and FLD training programmes): Note: 25 participants per training

A) ON Campus

Thematic Area	No of Courses	No. of Participants						Grand Total
		Others			SC/ST			
		Male	Female	Total	Male	Female	Total	
(A) Farmers & Farm Women								
I Crop Production								
Weed Management	2	20	20	40	20	30	50	90
Resource Conservation Technologies								
Cropping Systems								
Crop Diversification								
Site specific nutrient management	2	10	20	30	10	20	30	60
Integrated Farming								
Water management	1	10	10	20	00	10	10	30
Seed production								
Nursery management								
Integrated Crop Management	2	10	20	30	10	20	30	60
Fodder production								
Production of organic inputs								
Natural farming	2	20	10	30	10	20	30	60
II Horticulture								
a) Vegetable Crops								
Production of low volume and high value crops	2	10	10	20	20	20	40	60
Off-season vegetables	2	10	20	30	10	20	30	60
Nursery raising	2	10	20	30	10	20	30	60
Exotic vegetables like Broccoli	2	10	20	30	10	20	30	60
Export potential vegetables								
Grading and standardization								
Protective cultivation (Green Houses, Shade Net etc.)	3	10	10	20	20	50	70	90
Natural farming								
b) Fruits								
Training and Pruning	2	10	20	30	10	20	30	60
Layout and Management of Orchards								
Cultivation of Fruit								
Management of young plants/orchards								
Rejuvenation of old orchards								
Export potential fruits								
Micro irrigation systems of orchards								
Plant propagation techniques								
c) Ornamental Plants								
Nursery Management								
Management of potted plants								
Export potential of ornamental plants								
Propagation techniques of Ornamental Plants								
d) Plantation crops								
Production and Management technology								
Processing and value addition								
e) Tuber crops								
Production and Management technology								
Processing and value addition								
f) Spices								
Production and Management technology								
Processing and value addition								
g) Medicinal and Aromatic Plants								

Thematic Area	No of Courses	No. of Participants						Grand Total
		Others			SC/ST			
		Male	Female	Total	Male	Female	Total	
Nursery management								
Production and management technology								
Post harvest technology and value addition								
III Soil Health and Fertility Management								
Soil fertility management								
Soil and Water Conservation								
Integrated Nutrient Management								
Production and use of organic inputs								
Management of Problematic soils								
Micro nutrient deficiency in crops								
Nutrient Use Efficiency								
Soil and Water Testing								
IV Livestock Production and Management								
Dairy Management								
Poultry Management								
Piggery Management								
Rabbit Management/goat								
Disease Management								
Feed management								
Production of quality animal products								
V Home Science/Women empowerment								
Household food security by kitchen gardening and nutrition gardening								
Design and development of low/minimum cost diet								
Designing and development for high nutrient efficiency diet								
Minimization of nutrient loss in processing								
Gender mainstreaming through SHGs								
Storage loss minimization techniques								
Value addition								
Income generation activities for empowerment of rural Women								
Location specific drudgery reduction technologies								
Rural Crafts								
Women and child care								
VI Agril. Engineering								
Installation and maintenance of micro irrigation systems								
Use of Plastics in farming practices								
Production of small tools and implements								
Repair and maintenance of farm machinery and implements								
Small scale processing and value addition								
Post Harvest Technology								
VII Plant Protection								
Integrated Pest Management								
Integrated Disease Management								
Bio-control of pests and diseases								
Production of bio control agents and bio pesticides								

Thematic Area	No of Courses	No. of Participants						Grand Total
		Others			SC/ST			
		Male	Female	Total	Male	Female	Total	
VIII Fisheries								
Integrated fish farming								
Carp breeding and hatchery management								
Carp fry and fingerling rearing								
Composite fish culture								
Hatchery management and culture of freshwater prawn								
Breeding and culture of ornamental fishes								
Portable plastic carp hatchery								
Pen culture of fish and prawn								
Shrimp farming								
Edible oyster farming								
Pearl culture								
Fish processing and value addition								
IX Production of Inputs at site								
Seed Production								
Planting material production								
Bio-agents production								
Bio-pesticides production								
Bio-fertilizer production								
Vermi-compost production								
Organic manures production								
Production of fry and fingerlings								
Production of Bee-colonies and wax sheets								
Small tools and implements								
Production of livestock feed and fodder								
Production of Fish feed								
X Capacity Building and Group Dynamics								
Leadership development								
Group dynamics								
Formation and Management of SHGs/FPOs etc								
Mobilization of social capital								
Entrepreneurial development of farmers/youths								
WTO and IPR issues								
XI Agro-forestry								
Production technologies								
Nursery management								
Integrated Farming Systems								
XII Others (Pl. Specify)								
TOTAL	22	130	180	310	130	250	380	690
(B) RURAL YOUTH								
Mushroom Production	1	5	5	10	10	10	20	30
Bee-keeping								
Integrated farming	1	5	5	10	5	15	20	30
Seed production								
Production of organic inputs	1	5	0	5	5	15	20	25
Integrated Farming (Medicinal)								
Planting material production	2	10	10	20	10	20	30	50
Vermi-culture								
Sericulture								
Protected cultivation of vegetable crops	1	5	5	10	5	10	15	25
Commercial fruit production								
Repair and maintenance of farm machinery and implements								
Nursery Management of Horticulture crops	1	5	5	10	5	10	15	25

Thematic Area	No of Courses	No. of Participants						Grand Total
		Others			SC/ST			
		Male	Female	Total	Male	Female	Total	
Training and pruning of orchards								
Value addition								
Production of quality animal products								
Dairying	1	5	0	5	0	20	20	25
Sheep and goat rearing	1	5	5	10	5	15	20	30
Quail farming								
Piggery	1	5	0	5	0	20	20	25
Rabbit farming								
Poultry production	1	5	0	5	0	20	20	25
Ornamental fisheries								
Para vets								
Para extension workers								
Composite fish culture								
Freshwater prawn culture								
Shrimp farming								
Pearl culture								
Cold water fisheries								
Fish harvest and processing technology								
Fry and fingerling rearing								
Small scale processing								
Post Harvest Technology								
Tailoring and Stitching								
Rural Crafts								
TOTAL	11	55	35	90	45	155	200	290
(C) Extension Personnel								
Productivity enhancement in field crops	1	10	10	20	10	10	20	40
Integrated Pest Management	1	05	05	10	20	10	30	40
Integrated Nutrient management								
Rejuvenation of old orchards								
Protected cultivation technology								
Formation and Management of SHGs								
Group Dynamics and farmers organization	1	10	5	15	20	5	25	40
Information networking among farmers								
Capacity building for ICT application								
Care and maintenance of farm machinery and implements								
WTO and IPR issues								
Management in farm animals	1	10	5	15	5	20	25	40
Livestock feed and fodder production								
Household food security								
Women and Child care								
Low cost and nutrient efficient diet designing								
Production and use of organic inputs								
Gender mainstreaming through SHGs								
Any other (Pl. Specify)								
Protected Vegetable Cultivation	1	10	5	15	5	20	25	40
TOTAL	5	45	30	75	60	65	125	200
G. Total	38	230	245	475	235	470	705	1180

B) OFF Campus Note: 25 participants per training

Thematic Area	No. of Courses	No. of Participants						Grand Total
		Others			SC/ST			
		Male	Female	Total	Male	Female	Total	
(A) Farmers & Farm Women								
I Crop Production								
Weed Management								
Resource Conservation Technologies								
Cropping Systems								
Crop Diversification								
Integrated Farming								
Water management								
Seed production								
Nursery management								
Integrated Crop Management								
Fodder production								
Production of organic inputs								
a) Vegetable Crops								
Production of low volume and high value crops								
Off-season vegetables	1	5	5	10	10	10	20	30
Nursery raising	1	5	5	10	10	10	20	30
Exotic vegetables like Broccoli								
Export potential vegetables								
Grading and standardization								
Protective cultivation (Green Houses, Shade Net etc.)	1	5	5	10	10	10	20	30
b) Fruits								
Training and Pruning	1	5	5	10	10	10	20	30
Layout and Management of Orchards								
Cultivation of Fruit								
Management of young plants/orchards								
Rejuvenation of old orchards								
Export potential fruits								
Micro irrigation systems of orchards								
Plant propagation techniques								
c) Ornamental Plants								
Nursery Management								
Management of potted plants								
Export potential of ornamental plants								
Propagation techniques of Ornamental Plants								
d) Plantation crops								
Production and Management technology								
Processing and value addition								
e) Tuber crops								
Production and Management technology	1	5	5	10	10	10	20	30
Processing and value addition								
f) Spices								
Production and Management technology								
Processing and value addition								
g) Medicinal and Aromatic Plants								
Nursery management								
Production and management technology								
Post harvest technology and value addition								
III Soil Health and Fertility Management								
Soil fertility management								
Soil and Water Conservation								
Integrated Nutrient Management								
Production and use of organic inputs								
Management of Problematic soils								
Micro nutrient deficiency in crops								
Nutrient Use Efficiency								
Soil and Water Testing								
IV Livestock Production and Management								
Dairy Management	2	10	10	20	20	20	40	60
Poultry Management	2	05	25	30	05	25	30	60
Piggery Management	2	05	25	30	05	25	30	60
Rabbit Management /goat	2	10	10	20	20	20	40	60
Disease Management	2	10	10	20	20	20	40	60
Feed management								
Production of quality animal products								

V Home Science/Women empowerment								
Household food security by kitchen gardening and nutrition gardening								
Design and development of low/minimum cost diet								
Designing and development for high nutrient efficiency diet								
Minimization of nutrient loss in processing								
Gender mainstreaming through SHGs								
Storage loss minimization techniques								
Value addition								
Income generation activities for empowerment of rural Women								
Location specific drudgery reduction technologies								
Rural Crafts								
Women and child care								
VI Agril. Engineering								
Installation and maintenance of micro irrigation systems								
Use of Plastics in farming practices								
Production of small tools and implements								
Repair and maintenance of farm machinery and implements								
Small scale processing and value addition								
Post Harvest Technology								
VII Plant Protection								
Integrated Pest Management								
Integrated Disease Management								
Bio-control of pests and diseases								
Production of bio control agents and bio pesticides								
VIII Fisheries								
Integrated fish farming								
Carp breeding and hatchery management								
Carp fry and fingerling rearing								
Composite fish culture								
Hatchery management and culture of freshwater prawn								
Breeding and culture of ornamental fishes								
Portable plastic carp hatchery								
Pen culture of fish and prawn								
Shrimp farming								
Edible oyster farming								
Pearl culture								
Fish processing and value addition								
IX Production of Inputs at site								
Seed Production								
Planting material production (Horti.)								
Bio-agents production								
Bio-pesticides production								
Bio-fertilizer production								
Vermi-compost production (Horti.)								
Organic manures production (A.S.)								
Production of fry and fingerlings								
Production of Bee-colonies and wax sheets								
Small tools and implements								
Production of livestock feed and fodder								
Production of Fish feed								
X Capacity Building and Group Dynamics								
Leadership development								
Group dynamics								
Formation and Management of SHGs(HS)								
Mobilization of social capital								
Entrepreneurial development of farmers/youths (Agro)								
WTO and IPR issues								
XI Agro-forestry								
Production technologies								
Nursery management								
Integrated Farming Systems (Agro)								
XII Others (Pl. Specify)								
TOTAL	15	65	105	170	120	160	280	450

C) Consolidated table (ON and OFF Campus)

Thematic Area	No. of Courses	No. of Participants						Grand Total
		Others			SC/ST			
		Male	Female	Total	Male	Female	Total	
(A) Farmers & Farm Women								
I Crop Production								
Weed Management	2	20	20	40	20	30	50	90
Resource Conservation Technologies								
Cropping Systems								
Crop Diversification								
Site specific nutrient management	2	10	20	30	10	20	30	60
Water management	1	10	10	20	00	10	10	30
Seed production								
Nursery management								
Integrated Crop Management	2	10	20	30	10	20	30	60
Fodder production								
Natural Farming	2	20	10	30	10	20	30	60
II Horticulture								
a) Vegetable Crops								
Production of low volume and high value crops	2	10	10	20	20	20	40	60
Off-season vegetables	3	15	25	40	20	30	50	90
Nursery raising	3	15	25	40	20	30	50	90
Exotic vegetables like Broccoli	2	10	20	30	10	20	30	60
Export potential vegetables								
Grading and standardization								
Protective cultivation (Green Houses, Shade Net etc)	4	15	15	30	30	60	90	120
b) Fruits								
Training and Pruning	3	15	25	40	20	30	50	90
Layout and Management of Orchards								
Cultivation of Fruit								
Management of young plants/orchards								
Rejuvenation of old orchards								
Export potential fruits								
Micro irrigation systems of orchards								
Plant propagation techniques								
c) Ornamental Plants								
Nursery Management								
Management of potted plants								
Export potential of ornamental plants								
Propagation techniques of Ornamental Plants								
d) Plantation crops								
Production and Management technology								
Processing and value addition								
e) Tuber crops								
Production and Management technology	1	5	5	10	10	10	20	30
Processing and value addition								
f) Spices								
Production and Management technology								
Processing and value addition								
g) Medicinal and Aromatic Plants								
Nursery management								
Production and management technology								
Post harvest technology and value addition								
(B) RURAL YOUTH								
Mushroom Production	1	5	5	10	10	10	20	30
Bee-keeping								
Integrated farming	1	5	5	10	5	15	20	30
Seed production								
Production of organic inputs	1	5	0	5	5	15	20	25
Planting material production	2	10	10	20	10	20	30	50
Vermi-culture								
Sericulture								
Protected cultivation of vegetable crops	1	5	5	10	5	10	15	25
Commercial fruit production								
Repair and maintenance of farm machinery and implements								
Nursery Management of Horticulture crops	1	5	5	10	5	10	15	25
Training and pruning of orchards								
Value addition								
Production of quality animal products								

Dairying								
Sheep and goat rearing	1	5	0	5	0	20	20	25
Quail farming	1	5	5	10	5	15	20	30
Piggery	1	5	0	5	0	20	20	25
Rabbit farming								
Poultry production	1	5	0	5	0	20	20	25
Ornamental fisheries								
Para vets								
Para extension workers								
Composite fish culture								
Freshwater prawn culture								
Shrimp farming								
Pearl culture								
Cold water fisheries								
Fish harvest and processing technology								
Fry and fingerling rearing								
Small scale processing								
Post Harvest Technology								
Tailoring and Stitching								
Rural Crafts								
TOTAL	11	55	35	90	45	155	200	290
(C) Extension Personnel								
Productivity enhancement in field crops	1	10	10	20	10	10	20	40
Integrated Pest Management	1	5	5	10	20	10	30	40
Integrated Nutrient management								
Rejuvenation of old orchards								
Protected cultivation technology								
Formation and Management of SHGs								
Group Dynamics and farmers organization	1	10	5	15	20	5	25	40
Information networking among farmers								
Capacity building for ICT application								
Care and maintenance of farm machinery and implements								
WTO and IPR issues								
Management in farm animals	1	10	5	15	5	20	25	40
Livestock feed and fodder production								
Household food security								
Women and Child care								
Low cost and nutrient efficient diet designing								
Production and use of organic inputs								
Gender mainstreaming through SHGs								
Any other (Pl. Specify) Protected vegetable cultivation	1	10	5	15	5	20	25	40
TOTAL	5	45	30	75	60	65	125	200
G. Total	38	230	245	475	235	470	705	1180
III Soil Health and Fertility Management								
Soil fertility management								
Soil and Water Conservation								
Integrated Nutrient Management								
Production and use of organic inputs								
Management of Problematic soils								
Micro nutrient deficiency in crops								
Nutrient Use Efficiency								
Soil and Water Testing								
IV Livestock Production and Management								
Dairy Management	2	10	10	20	20	20	40	60
Poultry Management	2	05	25	30	05	25	30	60
Piggery Management	2	05	25	30	05	25	30	60
Rabbit Management/goat	2	10	10	20	20	20	40	60
Disease Management	2	10	10	20	20	20	40	60
Feed management								
Production of quality animal products								
V Home Science/Women empowerment								
Household food security by kitchen gardening and nutrition gardening								
Design and development of low/minimum cost diet								
Designing and development for high nutrient efficiency diet								
Minimization of nutrient loss in processing								
Gender mainstreaming through SHGs								
Storage loss minimization techniques								
Value addition								

Details of training programmes attached in **Annexure -I**

3.4. Extension Activities (including activities of FLD programmes)

Nature of Extension Activity	No. of activities	Farmers			Extension Officials			Total		
		Male	Female	Total	Male	Female	Total	Male	Female	Total
Field Day	10	-	-	-	-	-	-	-	-	580
Kisan Mela	03	-	-	-	-	-	-	-	-	1500
Kisan Ghosthi Exhibition	32	-	-	-	-	-	-	-	-	4000
Film Show	5	-	-	-	-	-	-	-	-	150
Farmers Seminar	-	-	-	-	-	-	-	-	-	-
Workshop	-	-	-	-	-	-	-	-	-	-
Group meetings	8	-	-	-	-	-	-	-	-	190
Lectures delivered as resource persons	10	-	-	-	-	-	-	-	-	-
Newspaper coverage	20	-	-	-	-	-	-	-	-	-
Radio talks	10	-	-	-	-	-	-	-	-	-
TV talks	10	-	-	-	-	-	-	-	-	-
Popular articles	5	-	-	-	-	-	-	-	-	-
Extension Literature	5	-	-	-	-	-	-	-	-	-
Advisory Services										
Scientific visit to farmers field	120	-	-	-	-	-	-	-	-	-
Farmers visit to KVK	2000	-	-	-	-	-	-	-	-	-
Diagnostic visits	80	-	-	-	-	-	-	-	-	150
Exposure visits	2	-	-	-	-	-	-	-	-	40
Ex-trainees Sammelan	1	-	-	-	-	-	-	-	-	60
Soil health Camp	4	-	-	-	-	-	-	-	-	200
Animal Health Camp	2	-	-	-	-	-	-	-	-	200
Agri mobile clinic	-	-	-	-	-	-	-	-	-	-
Soil test campaigns	4	-	-	-	-	-	-	-	-	300
Farm Science Club	-	-	-	-	-	-	-	-	-	-
Conveners meet										
Self Help Group	1	-	-	-	-	-	-	-	-	50
Conveners meetings										
Mahila Mandals	1	-	-	-	-	-	-	-	-	80
Conveners meetings										
Celebration of important days (specify)	10	-	-	-	-	-	-	-	-	300
Krishi Mohostva	1	-	-	-	-	-	-	-	-	150
Krishi Rath	-	-	-	-	-	-	-	-	-	-
Pre Kharif workshop	1	-	-	-	-	-	-	-	-	50
Pre Rabi workshop	1	-	-	-	-	-	-	-	-	50
PPVFRA workshop	1	-	-	-	-	-	-	-	-	50
Any Other (Specify)										
Total										8100

3.5 Target for Production and supply of Technological products

A) SEED MATERIALS

Sl. No.	Crop	Variety	Quantity (qtl.)
CEREALS			
	Rice	CR Dhan 320	75
OILSEEDS			
	Mustard	BBM-1	6
	Linseed	Divya/Priyam	4
PULSES			
VEGETABLES			
OTHERS (Specify)			

B) PLANTING MATERIALS

SI. No.	Crop	Variety	Quantity (Nos.)
FRUITS	Mango	Amrapali	5000
SPICES			
VEGETABLES	Tomato, Brinjal, Cabbage	Hybrid	100000
FOREST SPECIES			
ORNAMENTAL CROPS			
		Total	105000.00

C) BIO-PRODUCT

SI. No.	Product Name	Species	Quantity	
			No	(kg)
BIO PESTICIDES				
1	Vermicompost			10000
2				

D) LIVESTOCK

SI. No.	Type	Breed	Quantity	
			(Nos)	Unit
Cattle				
GOAT				
SHEEP				
POULTRY				
Pig farming				
FISHERIES				

3.6 Literature to be Developed/Published**(A) KVK News Letter**

Date of start :
Number of copies to be published :

(B) Literature to be developed/published

S.No.	Topic	Number
1	Research paper each scientist	1
2	Technical reports	1
3	News letters	-
4	Training manual all discipline	1
5	Popular article	1
6	Extension literature	1
	Total	5

(C) Details of Electronic Media to be Produced

S. No.	Type of media (CD / VCD / DVD / Audio-Cassette, whatsapp group, mobile app, etc.	Title of the product	Number
1			

3.7. Success stories/Case studies identified for development as a case. -

- a. Brief introduction/Background
- b. Interventions/process
- c. Output
- d. Outcomes
- e. Impact
 - i) Social economic
 - ii) Bio-Physical
- f. Good Action Photographs

3.8 Indicate the specific training need analysis tools/methodology followed for Practicing Farmers

- a) PRA
- b) Group Discussion
- c) Meeting

Rural Youth

- a) Group Discussion
- b) Knowledge evaluation on respective enterprises

In-service personnel

- a) Group Discussion
- b) Knowledge evaluation on respective enterprises
- c) Performance review, personal observation

3.9 Indicate the methodology for identifying OFTs/FLDs

For OFT:

- i) PRA
- ii) Problem identified from Matrix based ranking & analysis
- iii) Field level observations
- iv) Farmer group discussions

For FLD:

- i) Technology gap analysis
- ii) Group discussion
- iii) Identify foxes group discussion

3.10 Field activities

- i) Technology gap analysis
- ii) Group discussion
- iii) Identify foxes group discussion
- iv) Identify reason for gap

3.11. Activities of Soil and Water Testing Laboratory

Status of establishment of Lab:

1. Year of establishment :

2. List of equipment's purchase with amount

Sl. No.	Name of the equipment	Quantity	Cost (Rs)
1	Agar Screw	1	
2	Air Conditioner	1	
3	B.T. dispenser 10ML	1	
4	B.T. Dispenser 50 ML	3	
5	Beaker 1000ML	3	
6	Beaker 100ML	30	
7	Beaker 100ml PVC	15	
8	Beaker 250ml Glass	33	
9	Beaker 500ML	28	
10	Beaker 50ML Glass	1	
11	Blance 2.0 Digit	1	
12	Borosil Distil Water	1	
13	Compressor	1	
14	Conical Flask 100ML PVC	67	
15	Conical Flask 250ML Glass	42	
16	Conical Flask 500ML Glass	15	
17	Digital Flam Photometer	1	
18	EC Meter With Electrode	1	
19	Filter Paper	150	
20	Flask Volumetric 250 ML	2	
21	Funnel 75mm	45	
22	Glass Rod	30	
23	Harvesto Kit	1	
24	Hot Air Oven	1	
25	Hot Palate	2	
26	Laboratory Centrifuge	1	
27	Laboratory Hot Plate	1	
28	LabquestBorosil KDI010	1	

Sl. No.	Name of the equipment	Quantity	Cost (Rs)
29	Laptop	1	
30	Mask	10	
31	Measuring Cylinder 100ML PVC	3	
32	Measuring Cylinder 10ML PVC	6	
33	Measuring Cylinder 250ML PVC	1	
34	Measuring Cylinder 25ML PVC	5	
35	Measuring Cylinder 500ML PVC	1	
36	Measuring Cylinder 50ML PVC	2	
37	Mridaparikshak	1	
38	PH Meter With Electrode	1	
39	Pipette 10ML Glass	2	
40	Pipette 1ML Glass	2	
41	Pipette 2ML Glass	3	
42	Pipette 5ML Glass	2	
43	Printer	2	
44	Pure It water	1	
45	Reagent Bottle 100 PVC	30	
46	Refrigerator	1	
47	Shaker	2	
48	Spectrophotometer	1	
49	Test Sieve 2mm Brass	20	
50	V.D.R.L. Shaker	1	
51	Volumetric Flask 1L Glass	2	
52	Volumetric Flask 25 ML PVC	20	
53	Volumetric Flask 2L Glass	2	
54	Volumetric Flask 500 ML Glass	2	
55	Watch Glass	2	
56	Weighing machine	3	

3. Targets of samples for analysis:

Details	No. of Samples	No. of Farmers	No. of Villages	Amount to be realized
Soil Samples	5000	5000	40	-
Water				
Plant				
Total				

4.0 LINKAGES

4.1 Functional linkage with different organizations/department

Sl.No.	Name of organization	Nature of Linkage	Outcome of linkage
1.	Birsa Agriculture University, Ranchi	<ul style="list-style-type: none"> ➤ Technological back stopping ➤ Providing breeder and foundation seed ➤ Administration and monitoring. 	-
2.	ZRS, Palamu	<ul style="list-style-type: none"> ➤ Technological back stopping ➤ Providing breeder and foundation seed ➤ Administration and monitoring. 	-
3	District Agriculture department	<ul style="list-style-type: none"> ➤ Organizing vocational training ➤ Joint diagnostic survey ➤ Conduction FLD ➤ Member of SAC 	-
4	District forest department	<ul style="list-style-type: none"> ➤ Training ➤ Extension Activities 	-
5	District animal husbandry	<ul style="list-style-type: none"> ➤ Training ➤ Extension Activities ➤ Joint diagnostic survey ➤ Veterinary health camp 	-
6	District industrials development centre	<ul style="list-style-type: none"> ➤ Training to rural touts ➤ Meeting work shop 	-
7	Upland rice research station Hazaribag	<ul style="list-style-type: none"> ➤ Member of sale ➤ Input procurement ➤ Exchange of technical knowledge 	-
8	DRDA (state govt.)	<ul style="list-style-type: none"> ➤ Intra structural development financial support ➤ Training ➤ Extension activities ➤ Demonstration 	-
9	K. V. K. Holycross, Hazaribag	<ul style="list-style-type: none"> ➤ Exchange of scientific information 	-
10	Soil conservation department	<ul style="list-style-type: none"> ➤ Soil testing ➤ Training ➤ Resource person 	-
11	ATMA, Bokaro	<ul style="list-style-type: none"> ➤ Training, Extension activities, Technology assessment and refinement 	-

4.2 Details of linkage with ATMA

a) Is ATMA implemented in your district Yes/No

S. No.	Programme	Nature of linkage	Outcome of linkage
1	Research extension farmers linkage programme	Participatory	-
2			

5. Utilization of Hostel facilities – Depend on Programme

S. No.	Programme	No. of days
1		
2		
	Total	

6. Partnership with departments for technology out scaling (proposed):

Annexure - I

Training Programme

i) Farmers & Farm women (On Campus)

Date	Clientele	Title of the training programme	Duration in days	Number of participants			Number of SC/ST			G. Total	Month of training
				M	F	T	M	F	T		
Crop Production											
	PF/FW	Management of acidic soil	2	10	20	30	10	20	30	60	June
	PF/FW	Climate resilient crop production technology in kharif season	2	10	20	30	10	20	30	60	May & June
	PF/FW	Weed management in Kharif crops	2	10	20	30	10	20	30	60	June & Oct.
		Water management in Rabi Crop	1	05	10	15	05	10	15	30	June & Nov.
		Weed Control in Kharif crop	1	05	10	15	05	10	15	30	Nov.
Horticulture											
	PF/FW	Concept of precision farming respective to Horticultural crops	2	10	20	30	10	20	30	60	Oct.
	PF/FW	Nursery raising for flower crops	2	10	20	30	10	20	30	60	Nov
	PF/FW	Package of practice high value vegetable crops Capsicum & Watermelon	2	10	20	30	10	20	30	60	Sept.
	PF/FW	Package of practice practice of Exotic vegetable (broccoli, red cabbage, salad crops etc)	2	10	20	30	10	20	30	60	May
	PF/FW	Off season vegetable cultivation technology	2	10	20	30	10	20	30	60	Oct.
	PF/FW	Training & Pruning of fruits plants	3							90	June to Oct.
Livestock prod.											
	PF/FW	Feeding, breeding and management of Goat under farmers management condition	2	10	20	30	10	20	30	60	May & Dec
	PF/FW	Feeding, breeding and management of Pig under farmers management condition	2	10	20	30	10	20	30	60	June & Nov
	PF/FW	Feeding, breeding and management of Poultry under farmers management condition	2	10	20	30	10	20	30	60	June & Oct
	PF/FW	Feeding, breeding and management of Milch animal under farmers management condition	2	10	20	30	10	20	30	60	June & Nov
	PF/FW	Vaccination schedule for management of disease in animals	2	10	20	30	10	20	30	60	July & Nov

i) Farmers & Farm women (Off Campus)

Date	Clientele	Title of the training programme	Duration in days	No. of participants			Number of SC/ST			G. Total	Month of training
				M	F	T	M	F	T		
Crop Production											
	PF/FW	Cultivation practice of bulbs and cole crops	1	05	10	15	05	10	15	30	April & May
	PF/FW	Package practices of off season Cucurbitaceous vegetables	1	05	10	15	05	10	15	30	Nov.
	PF/FW	Nursery management & seedling production of vegetable	1	05	10	15	05	10	15	30	July
	PF/FW	Protected vegetable production technique	1	05	10	15	05	10	15	30	July & Oct.
	PF/FW	Training and purning fruits crops	1	05	10	15	05	10	15	30	July
Horticulture											
	PF/FW	Cultivation of crop/vegetable through Natural Farming	3	15	25	40	20	30	50	90	June to Oct.
	PF/FW										
	PF/FW										
Live Stock Production.											
	PF/FW										
	PF/FW										
	PF/FW										
	PF/FW										
	PF/FW										
	PF/FW										
	PF/FW										
	PF/FW										
	PF/FW										
	PF/FW										
Agril. Engg.											
	PF/FW										
	PF/FW										
	PF/FW										
	PF/FW										
	PF/FW										
Home Sc.											
	PF/FW										
	PF/FW										
	PF/FW										
	PF/FW										
	PF/FW										
	PF/FW										
Plant Protection											
	PF/FW										
	PF/FW										
	PF/FW										
	PF/FW										
Fisheries											
	PF/FW										
	PF/FW										
	PF/FW										
	PF/FW										
Soil health											
	PF/FW										
	PF/FW										
	PF/FW										

